

184 Series Datasheet

PHILIPS
TECHNOLOGY
INSIDE

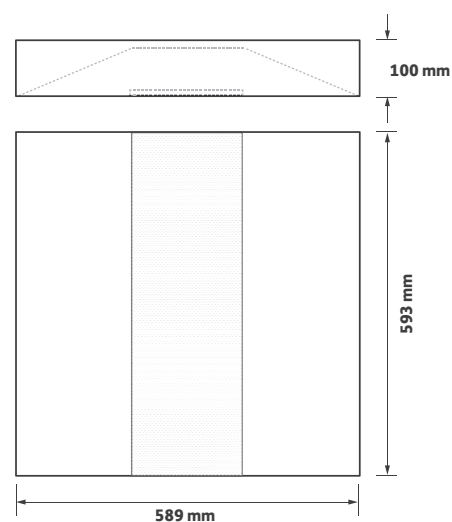
LUMEN LOOP



Key Features


- ▶ Direct / indirect 600 x 600 LED modular
- ▶ Micro prismatic central diffuser
- ▶ Philips LED and driver combination
- ▶ Life up to >100,000h L70/B10
- ▶ Low glare version for LG7 compliance
- ▶ No visible flicker (IEEE 1789 - 2015)
- ▶ Highly efficient ECA compliant versions
- ▶ High output version 5125 l/m
- ▶ Tridonic HCL tunable white version
- ▶ Wireless, dimming and emergency options

Technical Drawing



Ordering Information

Luminaire Output lm	Power tcW	Colour	Model Ref.
2975	32.0	830	184.001
3200	32.0	840	184.002
3400	31.5	830	184.003
3575	31.5	840	184.004
4875	46.0	830	184.005
5125	46.0	840	184.006
3875	52.0	830 - 860	184.TW



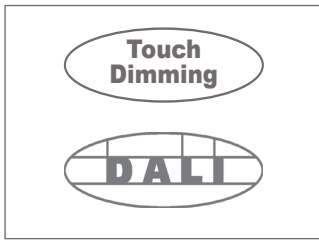
Options

Digital addressable lighting interface	/T+DALI
Casambi wireless network (inc dim)	/BTC
EM conversion c/w integral indicator	/EMI
DALI / self test EM c/w integral indicator	/EMDI
Frame for plasterboard ceilings	PBF.184
Suspended mount body	SUS.184
Surface mount body	SURF.184
Wireless EasyAir system	Contact Sales

184 Series Options and Accessories

LUMENLOOP

Options



/T+DALI
Digital addressable lighting interface



/BTC
Casambi wireless network
(inc dim)



/EMI
EM conversion c/w integral indicator



/EMDI
DALI / self test EM conversion
c/w integral indicator



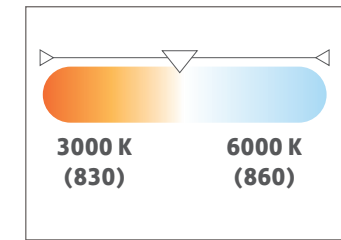
PBF.184
Frame for plasterboard ceilings



SUS.184
Suspended mount body



SURF.184
Surface mount body



184.TW
Tunable white option