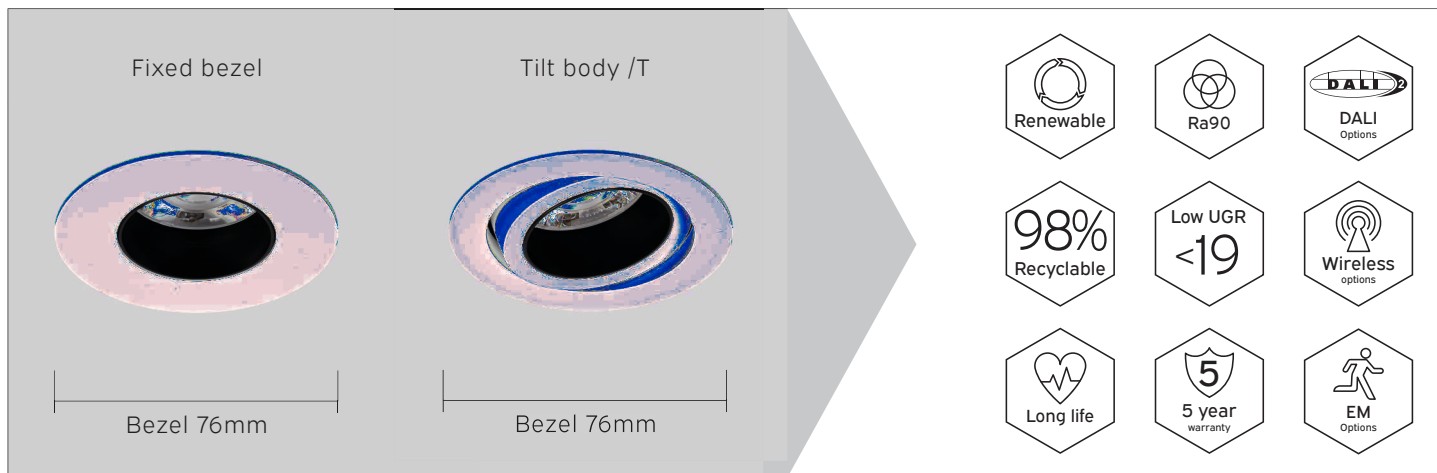


# 172 Series

## Data Sheet



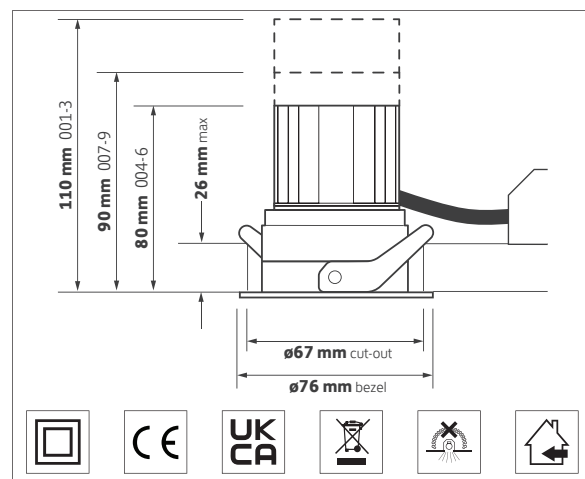
LUMENLOOP



### KEY FEATURES

- Miniature architectural LED downlight
- Features low glare matt black baffle as standard
- Tridonic SLA Essence LED light engine
- 36° LED lens as standard
- Lumen maintenance L70/B50 @ >50,000 h
- 3 step MacAdam ellipse (SDCM)
- Die-cast bezel finished in white RAL 9016
- DALI, wireless and emergency options
- 5 year warranty

### DIMENSIONS



### ORDERING INFORMATION

Engine output (lm)	Colour temp	Luminaire power (tcW)	Engine efficacy (lm/tcW)	Model ref.
Mains dimmable driver on board - DOB				
725	927	9.5	76	<b>172.001</b>
775	930	9.5	82	<b>172.002</b>
825	940	9.5	87	<b>172.003</b>
SLA LED engine and driver				
775	927	10.5	74	<b>172.004</b>
850	930	10.5	81	<b>172.005</b>
900	940	10.5	86	<b>172.006</b>
1150	927	14.0	82	<b>172.007</b>
1175	930	14.0	84	<b>172.008</b>
1275	940	14.0	91	<b>172.009</b>

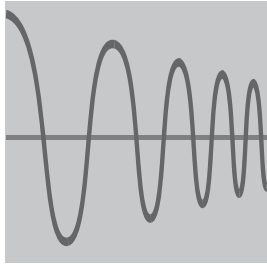
### OPTIONS

Options	Suffix
Control gear*	<b>/MDIM, /ECO, /BTC</b>
Emergency - Remote indicator*	<b>/EM, /EMD, /EMM</b>
Body type	<b>/T, /BL, /BLT</b>
Baffle colour	<b>/WSB, /GB</b>
Lens narrow beam options	<b>/SNB, /NB</b>
Accessory	<b>/HC</b>

\* Control gear and EM options not available with **172.001 / 2 / 3**

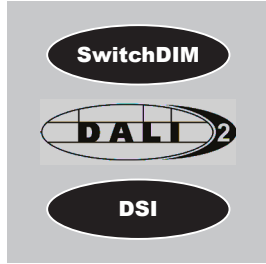
# 172 Series

## Options & accessories



**/MDIM**

Phase-cut mains dimming\*




**/ECO**

SwitchDIM / DALI / DSI\*



**/BTC**

Casambi wireless network inc. dimming\*



**/EM**

Emergency\* Remote indicator




**/EMD**

DALI / Self test EM\* Remote indicator




**/EMM**

Wireless mesh EM\* Remote indicator




**/T**

Tilt




**/BL**

Black RAL 9005




**/BLT**

Tilt Black RAL 9005



**/WSB**

White softlight baffle



**/GB**

Gold baffle




**/SNB**

12° lens (not available with 172.004 / 5 / 6)



**/NB**

24° lens



**/HC**

Honeycomb louvre


\* Control gear and EM options not available with 172.001 / 2 / 3

# 172 Series


## Options & accessories




### RELATED PRODUCTS



**See 170 Series**  
Tridonic SLE




**See 71 Series**  
Tridonic SLA




**See 175 Series**  
Tridonic SLE


### PV - PRODUCT VARIATIONS



**PV - Contact Sales**  
Choice of connectors



**PV - Contact Sales**  
Any RAL colour bezel



**PV - Contact Sales**  
LSOH / LSF cable