


# 162 Series Datasheet

PHILIPS  
TECHNOLOGY  
INSIDE

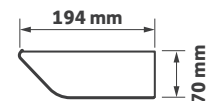
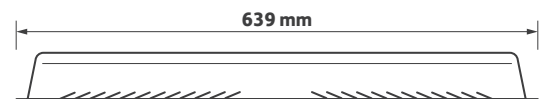
LUMEN LOOP



## Key Features

- ▶ Professional wall mounted LED uplight
- ▶ Philips LED module and driver system
- ▶ Opal acrylic diffuser for homogeneous illumination
- ▶ Presence and daylight sensor options
- ▶ Integral emergency and dimming options
- ▶ Aids LG7 compliance

## Technical Drawing



DC

Declaration of Conformity available

## Ordering Information

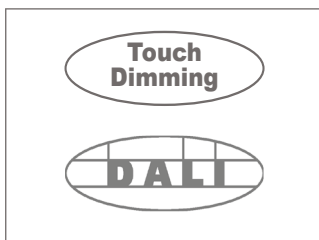
Luminaire Output (lm)	Power (tcW)	Colour	Model Ref.
1625	15	830	<b>162.001</b>
1625	15	840	<b>162.002</b>
2350	23	830	<b>162.003</b>
2350	21	840	<b>162.004</b>
2950	29	830	<b>162.005</b>
2950	25	840	<b>162.006</b>

## Options

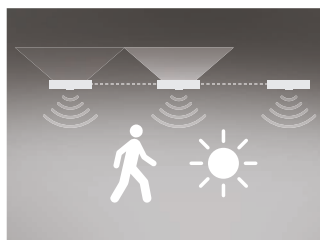
Please select from the options below.

Black body	<b>/BK</b>
Presence and daylight sensor	<b>/EA</b>
Touch dimming / DALI	<b>/T+DALI</b>
EM conversion	<b>/EM</b>
Please see accessories sheet	<b>Accessories</b>

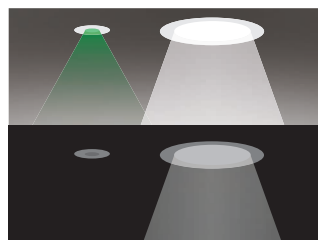
## Options




**/T+DALI**  
Touch dimming / DALI



**/EA**  
Presence and daylight sensor



**/EM**  
EM conversion



**/BK**  
Black (RAL 9005)

## Also Available



**Product variations**  
Other colours and specifications  
available on request