


161 Series Datasheet

TRIDONIC
TECHNOLOGY
INSIDE


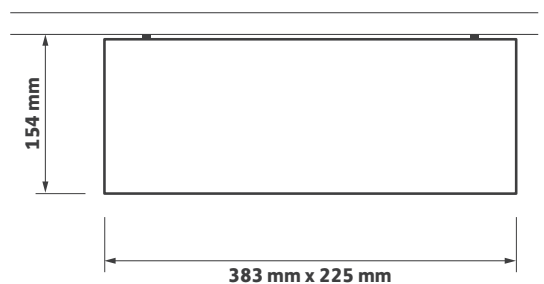
LUMEN LOOP



Key Features

- ▶ Fully adjustable twin LED surface mounted framelight
- ▶ Single version available
- ▶ Medium beam multi-faceted reflector as standard
- ▶ Paired with Tridonic system for outstanding efficacy
- ▶ Beam angle and colourway options
- ▶ Two gimbal fixing positions for added flexibility
- ▶ Excellent luminaire efficacy of up to 112.8 lm/W
- ▶ Life up to >60,000 hours (L70 / F10)

Technical Drawing



Ordering Information

Output (lm)	Power (tcW)	Colour	Model Ref.
2050	20	830	161.001
2050	18	840	161.002
4000	38	830	161.003
4000	36	840	161.004
6000	61	830	161.005
6000	59	840	161.006

Options

Please select from the options below.

Black body and gimbal	/BK
SwitchDIM, DALI or DSI	/ECO
Narrow beam	/NB
Wide beam	/WB
High colour rendering option (Ra 90)	/R9

161 Series Options and Accessories

LUMEN LOOP

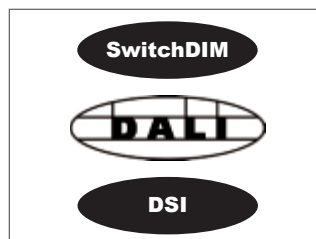
Options



/NB
Narrow beam reflector



/WB
Wide beam reflector



/ECO
SwitchDIM, DALI or DSI



/R9
High colour rendering (R_a 90)



/BK
Black body and gimbal

Also Available



Product variations
Other colours and specifications
available on request



Single available
See 160 Series



Recessed available
See 122 Series