


10 Series

Data Sheet



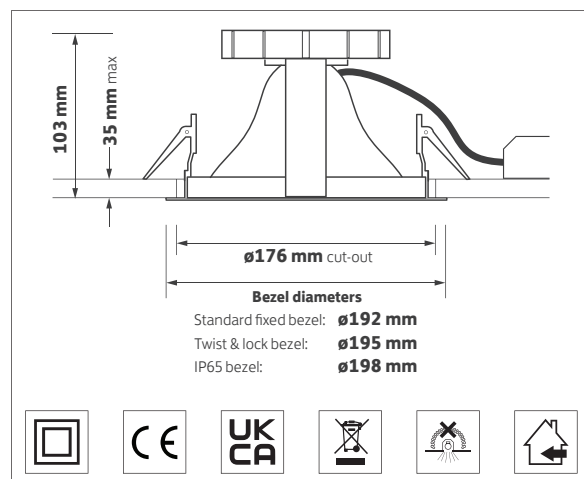
LUMENLOOP



KEY FEATURES

- Professional, high performance LED downlight
- Available with a wide range of options and accessories
- Philips SLM LED module and driver system
- Minimalist die-cast bezel in brilliant white RAL9016
- Low glare multi-faceted 55° aluminium reflector
- Up to 135 luminaire lumens per total circuit Watt
- Nominal rated life >50,000h L90
- CIBSE TM66 Assessment: "Excellent circularity"
- MacAdam colour tolerance <3SDCM
- 5 year warranty

DIMENSIONS



ORDERING INFORMATION

Luminaire output (lm)	Colour temp	Luminaire power (tcW)	Light source efficacy (lm/W)	Luminaire efficacy (lm/tcW)	Model ref.
1200	830	9.5	188	126	10.001
1250	840	9.5	197	132	10.002
1925	830	15.0	185	128	10.003
2025	840	15.0	196	135	10.004
3025	830	24.5	177	123	10.005
3200	840	24.5	186	131	10.006
4350	830	38.0	160	114	10.007
4600	840	38.0	168	121	10.008

OPTIONS

Options	Suffix
Satin etched effector	/SA65
High color rendering LED	/R9
IP54 sealed clear lens	/54
Control gear	/T+DALI, /BTC
Emergency - Remote indicator	/EM, /EMD, /EMM
Emergency - Integral indicator	/EMI, /EMDI, /EMMI
Twist & lock bezel option	/TL
IP65 bezel option	/65
Product variations available	PV.

10 Series

Options



Made in the UK

LUMENLOOP




/SA65

65° satin etched reflector



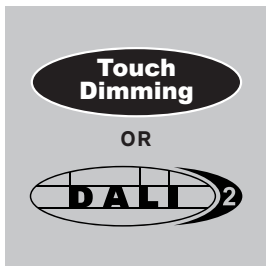
/R9

High colour rendering LED module



/54

IP54 sealed clear lens




Touch Dimming

OR

DALI 2

/T+DALI

Touch dimming or DALI control gear



CASAMBI


/BTC

Casambi wireless network inc. dimming



/EM

Emergency Remote indicator



/EMD

DALI / Self test EM Remote indicator




/EMM

Wireless mesh EM Remote indicator




/EMI

Emergency Integral indicator



/EMDI


DALI / Self test EM Integral indicator



/EMMI

Wireless mesh EM Integral indicator

10 Series Accessories



/TL

Twist & lock bezel option

Bezel

Bezel + accessory

Dropped glass bezel



TA300/WH
White bezel
RAL 9010



TA300/BWH
Brilliant white bezel
RAL 9016




TA300/BL
Black bezel
RAL 9005



TA300/GY
Grey bezel
RAL 9006



TA310/FROST
Frosted snoot




TA310/BLUE
Blue snoot



PV - Contact Sales
Black snoot RAL 9005



TA384
Frost hi-light



TA385
Blue hi-light

10 Series

Accessories



Made in the UK

LUMENLOOP



TA340
IP54 sealed
clear glass



TA341
IP54 sealed
centre etched glass



TA342
IP54 sealed
fully etched glass



TA343
IP54 sealed
clear polycarbonate



TA344
IP54 sealed
opal polycarbonate



TA317
IP44 sealed
prismatic lens



TA301/WH
Dropped glass bezel
c/w outer etched glass



TA302
Dropped glass bezel
c/w clear glass



TA303
Dropped glass bezel
c/w centre etched glass



TA305
Dropped glass bezel
c/w clear halo glass



TA306
Dropped glass bezel
c/w etched halo glass



TA307
Dropped glass bezel
c/w etched glass



/65
IP65 option



Bezel + lens



IP65/002/195
IP65 RAL 9010 bezel
Clear glass



IP65/008/195
IP65 RAL 9010 bezel
Opal polycarbonate




IP65/009/195
IP65 RAL 9010 bezel
Clear polycarbonate

10 Series

Accessories



PV - PRODUCT VARIATIONS




PV - Contact Sales

Any RAL colour
twist & lock / IP65 bezel




PV - Contact Sales

Choice of connectors



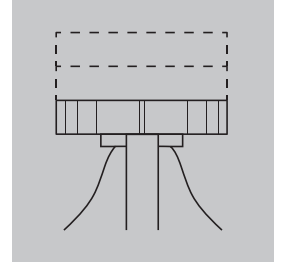
PV - Contact Sales

LSOH / LSF cable




PV - Contact Sales

Choice of modules



PV - Contact Sales

High ambient
temperatures



PV - Contact Sales


RGBW colour change

RELATED PRODUCTS



See 78 & 96 Series

130mm downlights



See 100 Series

240mm downlights



See 36, 37 & 39 Series

Commodity downlights



See 87 Series

Surface / suspended
downlights



GF008 / GF010

Anti-tamper driver
Anti-tamper bit