


SPOTLIGHTS / SURFACE MOUNTED / PHILIPS


Versa

Compact adjustable LED mini spot for surface, wall and track-mounted commercial accent lighting.


Versa is a compact directional spotlight for projects that need a clean cylindrical form, adjustable aiming and a choice of mounting arrangements. The family supports ceiling, wall, twin-body and track-mounted configurations.

The range uses Philips GU10 LED lamp technology with white body and black baffle as standard, plus black, white and gold baffle variants for accent-led interiors.






UK validated
Manufactured, tested and validated in the UK for commercial project schedules.



Philips system
LED and driver systems are selected for dependable commercial project use.

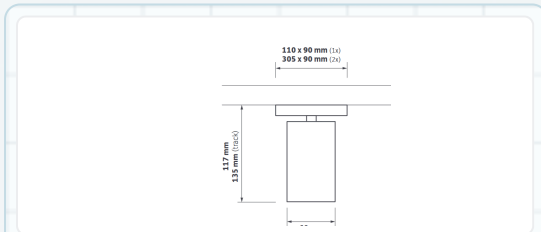


Configurable options
Published options can be added to the selected model reference for specification review.

Key Features

- + Fully adjustable surface-mount LED spotlight
- + Ceiling or wall mounted
- + Mains phase-cut dimming on selected models
- + Philips 50 W equivalent LED lamp package
- + White body and black baffle as standard
- + Twin body and track mount options

Dimensions



110 X 90 MM SINGLE PLATE, 305 X 90 MM TWIN PLATE, 60 MM DIAMETER BODY AND 117 MM BODY HEIGHT.

Plate sizes 110 x 90 mm / 305 x 90 mm	Body diameter 60 mm
Body height 117 mm	Track-mounted height 135 mm

Ordering Information

LAMP MODEL	LIFE HOURS	RA	COLOUR TEMP	POWER	MODEL REF.
Pro	15 K	80	2700K	4.6 W	57.001
Pro	15 K	80	3000K	4.6 W	57.002
Pro	15 K	80	4000K	4.6 W	57.003
Master	25 K	90	2700K	4.9 W	57.004
Master	25 K	90	3000K	4.9 W	57.005
Master	25 K	90	4000K	4.9 W	57.006
Expert	40 K	97	2700K	5.5 W	57.007
Expert	40 K	97	3000K	5.5 W	57.008
Expert	40 K	97	4000K	5.5 W	57.009

Options

/BL	/WB	/GB
/TM	/TK	

Specification Options

Published options and product variations for Versa project schedules.





MADE IN THE UK







REV1 / MAY 2026

LL-VERSA-DS

Specification Options

FINISHES AND MOUNTS

 <p>/BL Black body</p>	 <p>/WB White baffle</p>	 <p>/GB Gold baffle</p>	 <p>/TW Twin body</p>	 <p>/TK 3 circuit track mount</p>
--	--	---	--	---

						Declaration of Conformity available
---	---	---	---	---	---	-------------------------------------

Confirm selected suffixes and accessories with the specification team before order placement.

Please note: Specification values may change due to rapid development of lighting technology. All performance data is taken at an ambient temperature of +25 deg C. Data may be rounded up/down for illustrative purposes. Tolerance range of optical and electrical data is +/-10%. We reserve the right to amend or change details without prior notification. E5DE.