

PENDANT / SUSPENDED / PHILIPS






Vega

High and low bay pendant luminaire range with efficient PMMA optics and robust suspended installation options.

Vega is a suspended pendant range for commercial and hospitality interiors where decorative scale, dependable Philips drive hardware and clean refractor styling need to sit together in one specification. It suits ambient lighting in retail, dining, amenity and circulation settings while still offering the higher outputs needed for taller spaces.

The range combines Philips Fortimo DLM Flex light engines with Xitanium drivers, a high-efficiency clear PMMA refractor and a standard 2 m suspension arrangement with a 5 m alternative. Finish combinations, emergency availability and contact-sales variation options make it easier to carry one core range through multiple project conditions.



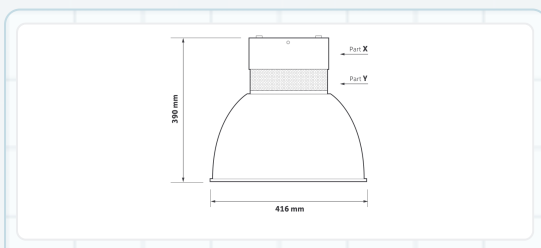
 <p>Strong output</p> <p>Range outputs reach up to 4,550 lm to support high-ceiling and commercial ambient tasks.</p>	 <p>Long life</p> <p>Life exceeds 60,000 hours (L70 / B10) for reduced relamping pressure.</p>	 <p>Philips engine platform</p> <p>Philips DLM LED and Xitanium driver system for consistent project reliability.</p>	 <p>Optical clarity</p> <p>High-efficiency PMMA refractor supports clear and stable light quality.</p>	 <p>Control and mounting choices</p> <p>Touch dimming / DALI and suspension options are listed for the range.</p>	 <p>Manufactured in the UK</p> <p>The range is manufactured in the UK.</p>
---	--	---	--	---	--

Key Features

- Range outputs reach up to 4,550 lm to support high-ceiling and commercial ambient tasks.
- Philips DLM LED and Xitanium driver system for consistent project reliability.
- Touch dimming / DALI, 5 m suspension and emergency conversions are listed for the range.
- Lumen output range: 1025 - 4550 l/m
- Colour temperature: 3000K / 4000K
- Life exceeds 60,000 hours (L70 / B10) for reduced relamping pressure.
- High-efficiency PMMA refractor supports clear and stable light quality.
- The range is manufactured in the UK.
- Power consumption: 10.0 - 46.0 W
- Life rating: 60,000 hours (L70 / B10)

Dimensions

PRODUCT DRAWING



VEGA DRAWING: 416 MM DIAMETER SHADE WITH 390 MM BODY HEIGHT.

Drawing reference VEGA.001 to VEGA.008	Shade diameter 416 mm
Body height 390 mm	Colour parts Part X / Part Y

Ordering Information

OUTPUT (LLM)	COLOUR TEMP	POWER (TCW)	MODEL REF.
1025 lm	3000K	10.0 W	VEGA.001
1100 lm	4000K	10.0 W	VEGA.002
1925 lm	3000K	20.0 W	VEGA.003
2075 lm	4000K	20.0 W	VEGA.004
2700 lm	3000K	30.0 W	VEGA.005
2925 lm	4000K	30.0 W	VEGA.006
4200 lm	3000K	46.0 W	VEGA.007
4550 lm	4000K	46.0 W	VEGA.008

Options


SPECIFICATION OPTIONS /T+DALI, /SM, Emergency conversions	PRODUCT VARIATIONS Any RAL colour, /BB, /GG, /WB
---	--

Specification Options


control, suspension, emergency and finish choices for Vega.

REV4 / MAY 2026
LL-VEGA-DS

Specification Options



/T+DALI
Touch dimming / DALI




/5M
5 m suspension kit




Emergency conversions
Contact Sales


Product Variations




Any RAL colour
Contact Sales








/BB
Black, Black



/GG
Grey, Grey



/MB
White, Black

     **DC** Declaration of Conformity available

Please note: Specification values may change due to rapid development of lighting technology. All performance data is taken at an ambient temperature of +25 deg C. Data may be rounded up/down for illustrative purposes. Tolerance range of optical and electrical data is +/-10%. We reserve the right to amend or change details without prior notification. E5DE.