


DECORATIVE PENDANTS / CIRCULAR / OPAL DIFFUSER

Solace

Extruded aluminium circular pendant available in 600 mm and 1200 mm diameters.

Solace is listed as a high-quality extruded aluminium circular pendant with opal acrylic diffuser, complete with 1.4 m suspension and available in 600 mm and 1200 mm diameters.

The source file lists dimming and DALI options, black and grey finish options, and product variations for any RAL colour and additional uplight.





Circular pendant
600 mm and 1200 mm suspended circular formats are listed.



Dimming and DALI
The source sheet lists /T+DALI and /DALI options.



50,000 hours
Life is listed as 50,000 hours at L70.

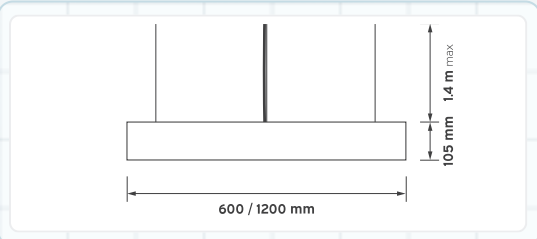


Made in the UK
The source file carries Made in the UK marking.

Key Features

- + High-quality extruded aluminium body
- + Available in 600 mm and 1200 mm diameters
- + Dimming and DALI options
- + Complements 158 Series pendants
- + Life 50,000 hours L70
- + Opal acrylic diffuser for homogeneous illumination
- + Complete with 1.4 m suspension

Technical Drawing



600 mm variant
Dia 600 mm x 105 mm

1200 mm variant
Dia 1200 mm x 105 mm







Suspension
1.4 m max

Ordering Information

OUTPUT (LLM)	COLOUR	POWER (TCW)	EFFICACY (LLM/TCW)	MODEL REF.
2625	4000K	47	56	SOLACE.001
5025	4000K	83	60	SOLACE.002

Options

CONTROL GEAR /T+DALI, /DALI	FINISH /BK, /GY	PV Any RAL colour, additional uplight
---------------------------------------	---------------------------	---

Declaration of Conformity available

Please note: Specification values may change due to rapid development of lighting technology. All performance data is taken at an ambient temperature of +25 deg C. Data may be rounded up/down for illustrative purposes. Tolerance range of optical and electrical data is +/-10%. We reserve the right to amend or change details without prior notification. E5DE.