

COMMERCIAL LIGHTING / UK MADE







Optima

Surface mounted LED downlight with Philips technology, suspension options and a broad accessory set.

Optima is a high-performance surface downlight for commercial interiors where a clean cylindrical form and controlled light distribution are required.

The product data includes touch/DALI control, suspension kits, code examples, glass accessories, emergency conversions and custom colour options; these are mapped in source order below.



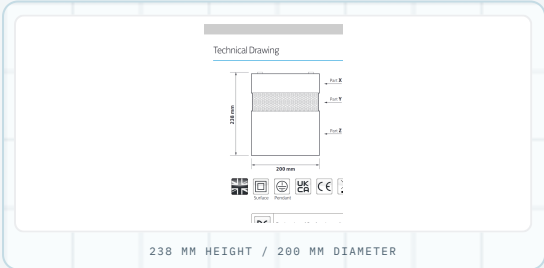
 <p>Controlled optic Optical options available.</p>	 <p>1200 - 3800 llm output range.</p>	 <p>Control ready Dimming or DALI options listed.</p>	 <p>60,000h L70/B10 Lifetime data available.</p>	 <p>UK made Manufactured in the UK.</p>	 <p>Options mapped All visible source tiles included.</p>
---	---	---	--	---	---

Key Features

- + Spun aluminium surface downlight with a wide range of options.
- + 60 degree satin etched reflector as standard.
- + Choice of paint finishes with bespoke RAL colours available to order.
- + 2 m suspended option.
- + Philips LED and driver system.
- + 40 and 50 degree reflector options.
- + Integral DALI dimming option.
- + Emergency options available via Contact Sales.

Dimensions

PRODUCT DRAWING



238 MM HEIGHT / 200 MM DIAMETER

Height 238 mm	Diameter 200 mm
Mounting Surface / pendant	

Ordering Information

LUMINAIRE OUTPUT (LLM)	POWER (TCW)	COLOUR	MODEL REF.
1200	14.0	3000K	OPTIMA.001
1300	14.0	4000K	OPTIMA.002
1900	24.0	3000K	OPTIMA.003
2075	24.0	4000K	OPTIMA.004
2550	34.5	3000K	OPTIMA.005
2775	35.0	4000K	OPTIMA.006
3475	46.5	3000K	OPTIMA.007
3800	46.5	4000K	OPTIMA.008





Options

CONTROL /T+DALI	SUSPENSION /SUSW, /SUSG, /SUSB	GLASS / FINISH TA340 - TA344, Any RAL colour
---------------------------	--	--

Specification Options

All visible options, accessories and product variations from the governing product data are mapped below.

Specification Options




 <p>/T+DALI Touch dimming / DALI</p>	 <p>/SUSW 2 m suspension kit in white</p>	 <p>/SUSG 2 m suspension kit in grey</p>	 <p>/SUSB 2 m suspension kit in black</p>
--	---	---	---

Code Examples

 <p>/MBW White, black, white</p>	 <p>/MGW White, grey, white</p>	 <p>/BGB Black, grey, black</p>	 <p>/BBB Black, black, black</p>
--	---	--	--

Accessories

 <p>TA340 Clear glass</p>	 <p>TA341 Centre etched glass</p>	 <p>TA342 Fully etched glass</p>	 <p>TA343 Clear polycarbonate</p>
 <p>TA344 Opal polycarbonate</p>	 <p>Emergency conversions Contact Sales</p>	 <p>Any RAL colour Contact Sales</p>	

		<p>UK CA</p>	<p>CE</p>		<p>DC</p>	<p>Declaration of Conformity available</p>
---	---	------------------	-----------	---	-----------	--

Please note: Specification values may change due to rapid development of lighting technology. All performance data is taken at an ambient temperature of +25 deg C. Data may be rounded up/down for illustrative purposes. Tolerance range of optical and electrical data is +/-10%. We reserve the right to amend or change details without prior notification. E5DE.