

EMERGENCY LIGHTING / TWIN SPOT / MAINTAINED

High-Intensity Emergency Twin Spot

Maintained emergency twin-spot with independently adjustable LED projectors.

This emergency luminaire is listed as a wall or surface-mounted maintained twin-spot with adjustable projector heads and polycarbonate body and lenses.

The governing product file lists 2 x 110 llm output, 2 x 2 W power, 5000K colour temperature, 3 hour battery duration and a wide-beam lens option.



 <p>3 hour duration Integral batteries are listed for 3 hour emergency duration.</p>	 <p>Wall or surface mount The unit is listed for wall or surface mounting.</p>	 <p>Wide beam option The source file lists a /WB wide-beam lens option.</p>	 <p>EN60598.2.22 The source sheet lists compliance with EN60598.2.22.</p>
--	--	---	---

Key Features

- + Wall or surface-mounted maintained emergency twin-spot
- + Batteries: 2 x 3.6V 1.5Ah NIMH - 3 hours duration
- + 20 mm cable-entry knock-outs at top and back
- + Adjustable twin high-intensity LED projectors
- + Polycarbonate body and lenses
- + Wide-beam lens option available

Technical Drawing









Output 2 x 110 llm	Power 2 x 2 W
Colour 5000K	Duration 3 hours

Ordering Information

OUTPUT (LLM)	POWER	COLOUR	MODEL REF.
2 x 110	2 x 2 W	5000K	HIGHINTENSITYEMERGENCYTWINSPOT.001

Options

OPTIC
 /WB

						Declaration of Conformity available
---	---	---	---	---	---	-------------------------------------