

COMMERCIAL LED DOWNLIGHT




Glance

Low-glare adjustable scoop downlight for directional recessed lighting.

Glance combines a compact recessed aperture with an adjustable die-cast scoop body for controlled accent and ambient lighting.

The range includes Philips LED and driver hardware, standard and optional reflectors, wireless control, DALI and emergency conversion suffixes.



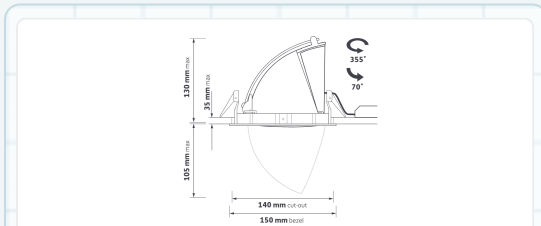
 <p>Adjustable beam 355 degree swivel with 70 degree tilt for directional control.</p>	 <p>Philips inside Philips LED and driver system for the range.</p>	 <p>Reflector options 24 degree standard with 12 and 40 degree alternatives.</p>	 <p>Dimming paths Touch dimming, DALI and Casambi choices available.</p>
--	---	--	--

Key Features

- + Mini high output, low glare LED scoop
- + Philips LED and driver system
- + 24 degree reflector as standard with 12 and 40 degree options
- + ECA and Part L compliant variants
- + Fully adjustable die-cast body
- + Premium white Ra90 LED module as standard
- + No visible flicker to IEEE 1789-2015
- + 5 year warranty

Technical Drawing

TECHNICAL DRAWING



SECTION DRAWING WITH 140 MM CUT-OUT, 150 MM BEZEL AND ADJUSTMENT ANGLES.

Model references GLANCE.001 to GLANCE.006	Bezel 150 mm
Cut-out 140 mm	Above ceiling 130 mm max
Below ceiling 105 mm max	Adjustment 355 degree swivel / 70 degree tilt

Ordering Information

OUTPUT (LM)	POWER (W)	COLOUR TEMP	MODEL REF.
975 lm	10 W	3000K	GLANCE.001
1050 lm	10 W	4000K	GLANCE.002
1650 lm	16 W	3000K	GLANCE.003
1775 lm	16 W	4000K	GLANCE.004
2450 lm	27 W	3000K	GLANCE.005
2625 lm	27 W	4000K	GLANCE.006

Options


12 DEGREE MULTI-FACETED REFLECTOR /NB	40 DEGREE MULTI-FACETED REFLECTOR /WB	TOUCH DIMMING / DALI /T+DALI
CASAMBI WIRELESS NETWORK INC DIM /BTC	EMERGENCY REMOTE INDICATOR /EM	DALI EMERGENCY REMOTE INDICATOR /EMD

Specification Options


All listed Glance options are mapped below in order.

Specification Options


ORDER DETAILS



/NB
12 degree narrow beam reflector




/WB
40 degree wide beam reflector




/T+DALI
Touch dimming / DALI









/BTC
Casambi wireless network inc dim



/EM
EM conversion



/EMD
DALI and self test EM conversion

Declaration of Conformity available

Please note: Specification values may change due to rapid development of lighting technology. All performance data is taken at an ambient temperature of +25 deg C. Data may be rounded up/down for illustrative purposes. Tolerance range of optical and electrical data is +/-10%. We reserve the right to amend or change details without prior notification. E5DE.