

COMMERCIAL LIGHTING / UK MADE

# Capsule

Fully adjustable LED track spotlight with high output, glare control and a distinct architectural body.

Luma is a high output track spotlight built around a Tridonic LED module, with an integral driver housing and adjustable tilt and swivel for focused display, retail and commercial lighting.

The product data lists narrow and wide beam options, barn doors, snoot, honeycomb louvre, finish choices, module options and track compatibility, all retained in the options schedule below.



<p><b>Controlled optic</b> Optical options available.</p>	<p><b>3200 - 4675 llm</b> output range.</p>	<p><b>Control ready</b> Dimming or DALI options listed.</p>	<p><b>&gt;55,000h L80/F10</b> Lifetime data available.</p>	<p><b>UK made</b> Manufactured in the UK.</p>	<p><b>Options mapped</b> All visible options included.</p>
---	---	---	--	---	--

## Key Features

- + High performance LED track spotlight.
- + Low glare 40 degree multi-faceted reflector as standard.
- + RAL 9016 white with RAL 9007 grey heatsink as standard.
- + Life greater than 55,000 hours L80/F10.
- + Highly efficient passive heatsink.
- + Compatible with Global Trac, Stucchi and Eutrac systems.
- + DALI dimming option.

## Dimensions

PRODUCT DRAWING

205 MM HEIGHT / 100 MM DIAMETER / 130 MM BODY

Height <b>205 mm</b>	Body <b>130 mm</b>
Diameter <b>100 mm</b>	Track adaptor <b>70 mm</b>

## Ordering Information

LUMINAIRE OUTPUT (LLM)	POWER (TCW)	COLOUR	MODEL REF.
3200	27.0	3000K	<b>CAPSULE.001</b>
3300	27.0	4000K	<b>CAPSULE.002</b>
4000	35.0	3000K	<b>CAPSULE.003</b>
4150	35.0	4000K	<b>CAPSULE.004</b>
4575	41.5	3000K	<b>CAPSULE.005</b>
4675	41.5	4000K	<b>CAPSULE.006</b>

## Options

<b>FINISHES</b> /BKGY, /WH, /BK	<b>BEAM / OPTICAL</b> /NB, /WB, /BD, /SN, /HC	<b>MODULES / TRACK</b> Prisma modules, Xicato modules, Stucchi ONETRACK
------------------------------------	--	--



# Specification Options




All visible options, accessories and product variations from the governing product data are mapped below.

## Specification Options

 <p><b>/ECO</b> SwitchDIM, DALI or DSI</p>	 <p><b>/TOP</b> 100,000 hour Tridonic Exolite driver</p>	 <p><b>/NB</b> 25 degree narrow beam reflector</p>	 <p><b>/WB</b> 60 degree wide beam reflector</p>
 <p><b>/BD</b> Barn doors - Black</p>	 <p><b>/SN</b> Snoot - Black</p>	 <p><b>CAPSULE.ACC.01</b> Surface mounting pattress - White</p>	 <p><b>CAPSULE.ACC.02</b> Surface mounting pattress - Black</p>
 <p><b>/HC</b> Honeycomb louvre</p>	 <p><b>/BKGY</b> Black - RAL9005 Grey - RAL9007</p>	 <p><b>/WH</b> White body and heatsink - RAL9016</p>	 <p><b>/BK</b> Black body and heatsink - RAL9005</p>

## Also Available

 <p><b>CAPSULE.ACC.03</b> Other colours and specifications available on request</p>	 <p><b>Prisma modules</b> See Prisma datasheet</p>	 <p><b>Xicato modules</b> Contact Sales</p>	 <p><b>Track</b> See Stucchi ONETRACK datasheet</p>
--	---	---	--

		<p>UK CA</p>	<p>CE</p>		<p>DC</p>	<p>Declaration of Conformity available</p>
---	---	------------------	-----------	---	-----------	--

Please note: Specification values may change due to rapid development of lighting technology. All performance data is taken at an ambient temperature of +25 deg C. Data may be rounded up/down for illustrative purposes. Tolerance range of optical and electrical data is +/-10%. We reserve the right to amend or change details without prior notification. E5DE.